



AIR CONDITIONERS

*for shops, restaurants and offices*

CEILING SUSPENDED UNIT

R-410A



[www.daikin.eu](http://www.daikin.eu)

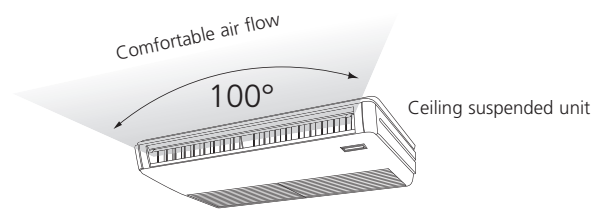
FHQ-B



CEILING SUSPENDED UNITS ARE THE IDEAL SOLUTION FOR ROOMS, SHOPS OR OFFICES WITHOUT FALSE CEILINGS. SINCE THEY ARE INSTALLED DIRECTLY AGAINST THE CEILING THEY DO NOT TAKE UP ANY FLOOR OR WALL SPACE. THESE INDOOR UNITS ARE IDEAL FOR UNIFORM AIR DISTRIBUTION IN LARGE SPACES BECAUSE OF THEIR LONG AIR THROW.

## COMFORT

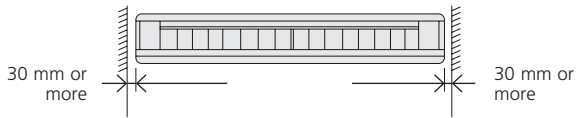
- › Air flow distribution for **ceiling heights** up to 3.8m without loss of capacity.
- › The ceiling suspended unit ensures you a **comfortable air flow** in all directions thanks to an air flow pattern of 100°.



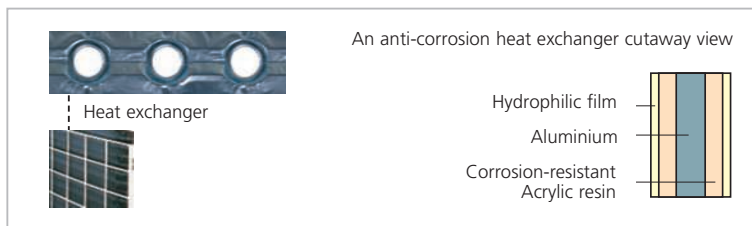
- › You have the choice of 2 **fan speeds** to select: high or low. A high fan speed provides maximum reach while a low fan speed minimizes drafts.
- › Daikin's special **dry programme** reduces humidity in the room without variations in room temperature.
- › The indoor unit contains an air **filter** which removes microscopic particles and dust.

## FLEXIBLE INSTALLATION & AND EASY TO USE AND MAINTAIN

- › The reduced lateral servicing space enables the unit to be **easily installed** in corners and narrow spaces on walls and ceilings.



- › The **outdoor unit** can be installed on a roof or terrace or placed against an outside wall.
- › Special **anti-corrosion treatment** of the outdoor unit's heat exchanger fin, gives greater resistance against acid rain and salt corrosion. Additional resistance is provided by a rust proof steel sheet on the underside of the unit.



- › Daikin **remote controls** give you easy control at your fingertips.
- › The **wired remote control** (optional) provides you with a schedule timer, enabling to program the air conditioning daily or weekly.
- › The optional **remote ON/OFF** enables you to start/stop the air conditioning from a mobile phone via a telephone remote control (field supply). The optional **forced OFF** enables you to switch off the unit automatically. E.g. when a window is opened, the unit switches off.



Infrared remote control (Optional)



Wired remote control (Optional)

# ENERGY EFFICIENT

› **A** Energy label: up to class A

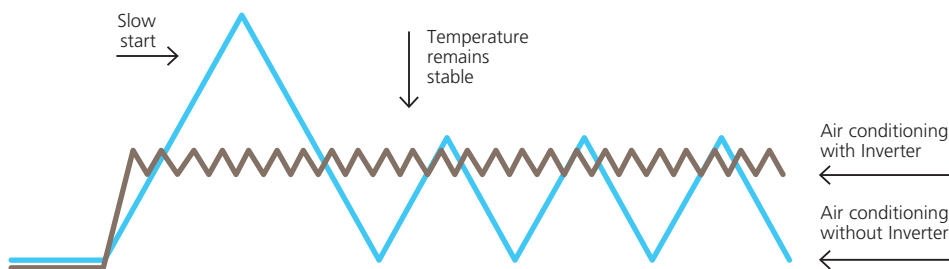
› The **inverter technology**, developed by Daikin is a true innovation in the area of climate control. The principle is simple: inverters adjust the power used to suit the actual requirement. No more, no less. This technology provides you with two concrete benefits:

## 1. Comfort

The inverter repays its investment many times over by improving comfort. An air conditioning system with an inverter continuously adjusts its cooling and heating output to suit the temperature in the room. The inverter shortens system start-up time enabling the required room temperature to be reached more quickly. As soon as that temperature is reached, the inverter ensures that it is constantly maintained.

## 2. Energy efficient

Because an inverter monitors and adjusts ambient temperature whenever needed, energy consumption drops by 30% compared to a traditional on/off system!



› The **'home leave'** function button should be set when the occupant leaves the room for a lengthy period of time, such as a holiday. When the function is activated, the room temperature is automatically set to a minimum of 10°C, at which point all connected indoor units will switch to heating mode. The function ceases to operate when the room temperature reaches 15°C and should also be switched off when the occupant returns home.



# APPLICATION OPTIONS

› This model can be used for **cooling and heating (heat pump) or cooling only**.

› It is possible to use the indoor unit in **pair** (connecting one indoor to one outdoor), **twin**, **triple**, **double twin** (connecting up to 4 indoors in the same room to a single outdoor) and **multi** applications (connecting up to 9 units in several rooms to 1 outdoor unit).

DID YOU KNOW  
*that ...*  
energy savings are increased significantly when you choose an air conditioner that can heat as well as cool? Indeed, with a heat pump, warmth from outdoors is transported indoors for free, even with negative outside temperatures.

# CAPACITY AND POWER INPUT

<b>COOLING ONLY - INVERTER CONTROLLED (air cooled)</b>				FHQ35B	FHQ50B	FHQ60B					
				RKS35G	RKS50G	RKS60F					
Cooling capacity	min~nom~max	kW	1.4~3.4~3.7	1.7~5.0~5.6	1.7~5.7~6.0						
Nominal input	min~nom~max	kW	1.05 (nom)	0.44~1.83~2.02	2.15 (nom)						
EER			3.24	2.73	2.65						
Energy label			A	D	E						
Annual energy consumption	cooling	kWh	525	1,365	1,075						
<b>COOLING ONLY - NON INVERTER (air cooled)</b>				FHQ50B	FHQ60B	FHQ71B	FHQ100B	FHQ125B			
				RN50E	RN60E	RR71BV3/W1	RR100BV3/W1	RR125BW1			
Cooling capacity	nominal	kW	5.0	5.7	7.1	9.8	12.2				
Nominal input	nominal	kW	1.83	2.15	2.7/2.65	3.75/3.68	4.51				
EER			2.73	2.65	2.63/2.68	2.61/2.66	2.71				
Energy label			D	D	D/D	D/D	D				
Annual energy consumption	cooling	kWh	915	1,075	1,350/1,325	1,875/1,840	2,255				
<b>HEAT PUMP - INVERTER CONTROLLED (air cooled)</b>				FHQ35B	FHQ50B	FHQ60B					
				RXS35G	RXS50G	RXS60F					
Cooling capacity	min~nom~max	kW	1.4~3.4~3.7	1.7~5.0~5.6	1.7~5.7~6.0						
Heating capacity	min~nom~max	kW	1.2~4.0~5.0	1.7~6.0~7.0	1.7~7.2~8.0						
Nominal input	cooling	min~nom~max	1.05	0.44~1.83~2.02	2.15						
	heating	min~nom~max	1.11	0.40~2.05~2.45	2.49						
EER			3.24	2.73	2.65						
COP			3.60	2.93	2.89						
Energy label	cooling		A	D	D						
	heating		B	D	D						
Annual energy consumption	cooling	kWh	525	1,365	1,075						
<b>HEAT PUMP - INVERTER CONTROLLED (air cooled)</b>				FHQ71B	FHQ100B	FHQ125B	FHQ71B	FHQ100B	FHQ125B		
				RZQS71CV1	RZQS100CV1	RZQS125CV1	RZQ71CV1	RZQ100CV1/BW1	RZQ125CV1/BW1		
Cooling capacity	nominal	kW	7.1	10.0	12.5	7.1	10.0	12.5			
Heating capacity	nominal	kW	8.0	11.2	14.0	8.0	11.2	14.0			
Nominal input	cooling	nominal	2.53	4.15	4.58	2.46	3.30/3.15	4.45/4.45			
	heating	nominal	2.85	3.99	4.96	2.67	3.49/3.60	4.36/4.50			
EER			2.81	2.41	2.73	2.89	3.03/3.17	2.81/2.81			
COP			2.81	2.81	2.82	3.00	3.21/3.11	3.21/3.11			
Energy label	cooling		C	E	D	C	B/B	C/C			
	heating		C	D	D	D	C/D	C/D			
Annual energy consumption	cooling	kWh	1,265	2,075	2,290	1,230	1,650/1,575	2,225/2,225			
<b>HEAT PUMP - NON INVERTER (air cooled)</b>				FHQ71B	FHQ100B	FHQ125B					
				RQ71BV3/W1	RQ100BV3/W1	RQ125BW1					
Cooling capacity	nominal	kW	7.1	9.8	12.2						
Heating capacity	nominal	kW	8.0	11.2	14.5						
Nominal input	cooling	nominal	2.7/2.65	3.75/3.68	4.51						
	heating	nominal	2.85/2.8	4.13/4.01	5.16						
EER			2.63/2.68	2.61/2.66	2.71						
COP			2.81/2.86	2.71/2.79	2.81						
Energy label	cooling		D/D	D/D	D						
	heating		D/D	E/E	D						
Annual energy consumption	cooling	kWh	1,350/1,325	1,875/1,840	2,255						

**Notes:**

- 1) Energy label: scale from A (most efficient) to G (less efficient).
- 2) Annual energy consumption: based on average use of 500 running hours per year full load (= nominal capacity).

<b>POSSIBLE COMBINATIONS MULTI - COOLING ONLY</b>			4MKS58E (1)	4MKS75F (1)	5MKS90E (1)					
Max. n° of indoor units			4	4	5					
Cooling only	FHQ35B		•	•	•					
	FHQ50B		•	•	•					
	FHQ60B			•	•					
Max. cooling capacity	kW		7.30	9.33	10.50					
Max. PI cooling	kW		2.24	3.06	3.98					
<b>POSSIBLE COMBINATIONS MULTI - HEAT PUMP</b>			3MXS52E* (1)	3MXS68G*	4MXS68F* (1)	4MXS80E* (1)	5MXS90E* (1)	RMXS112E*	RMXS140E*	RMXS160E*
Max. n° of indoor units			3	3	4	4	5	7	8	9
Heat pump	FHQ35B		•	•	•	•	•	•	•	•
	FHQ50B		•	•	•	•	•	•	•	•
	FHQ60B			•	•	•	•	•	•	•
Max. cooling capacity	kW		7.30	8.73	8.73	9.60	10.50	11.2	14.0	15.5
Max. heating capacity	kW		8.30	10.63	10.68	11.00	11.50	12.5	16.0	17.5
Max. PI cooling	kW		2.25	3.33	2.95	3.56	4.01	3.50	5.09	5.40
Max PI heating	kW		2.51	3.30	2.58	3.11	3.46	3.93	5.21	5.43

1. For more detailed information, please consult our multi model/combination tables catalogue or your local dealer
  2. (1) The indicated cooling, heating capacities and power input are indicative and are those connected to wall mounted G (20,25,35,42,50 class) / F (60 class) series  
 (2) The indicated cooling, heating capacities and power input are indicative and are those connected to wall mounted D (20,25,35 class) / E (50 class) series  
 (3) The indicated cooling, heating capacities and power input are indicative and are those connected to wall mounted D (20,25,35,50 class) / F (60,71 class) series  
 (4) The indicated cooling, heating capacities and power input are indicative and are those connected to wall mounted D (20,25,35,50 class) / E (60,71 class) series
- \* At least two indoor units should be connected to these multi outdoor units



Height	195 mm
Width	960 mm
Depth	680 mm

Height	1,170 mm
Width	900 mm
Depth	320 mm



TWIN/TRIPLE/DOUBLE TWIN APPLICATION	FHQ35B	FHQ50B	FHQ60B	FHQ71B	FHQ100B	FHQ125B
RR/RQ71	2					
RR/RQ100	3	2				
RR/RQ125		3	2			
RZQ(S)71	2					
RZQ(S)100	3	2				
RZQ(S)125	4	3	2			
RZQ(S)140	4	3		2		
RZQ200		4	3	3	2	
RZQ250			4			2

## SPECIFICATIONS INDOOR UNITS

COOLING ONLY/HEAT PUMP				FHQ35B	FHQ50B	FHQ60B	FHQ71B	FHQ100B	FHQ125B	
Dimensions	HxWxD	mm	195x960x680		195x1,160x680		195x1,400x680		195x1,590x680	
Weight		kg	24	25	27		32	35		
Casing colour	White									
Air flow rate	cooling	H/L	m <sup>3</sup> /min	13/10	13/10	17/13	17/14	24/20	30/25	
	heating	H/L	m <sup>3</sup> /min	13/10	13/10	16/13	17/14	24/20	30/25	
Fan speed	2 steps									
Sound pressure level	cooling	H/L	dB(A)	37/32	38/33	39/33	39/35	42/37	44/39	
	heating	H/L	dB(A)	37/32	38/33	39/33	39/35	42/37	44/39	
Sound power level	cooling	H/L	dB(A)	53/48	54/49	55/49	55/51	58/53	60/55	
Piping connections	liquid		mm	ø6.4			ø9.5			
	gas		mm	ø9.5	ø12.7		ø15.9			
	drain (VP20)		ID mm	ø20					ø26	
			OD mm							
Heat insulation	Both liquid and gas pipes									

## SPECIFICATIONS OUTDOOR UNITS

COOLING ONLY - INVERTER CONTROLLED				RKS35G	RKS50G	RKS60F		
Dimensions	HxWxD	mm	550x765x285	735x825x300				
Weight		kg	34		48			
Casing colour	Ivory white							
Sound pressure level	H/L	dB(A)	48/44	48/44	49/46			
Sound power level	H	dB(A)	63	62	63			
Compressor		type	Hermetically sealed swing					
Refrigerant type	R-410A							
Refrigerant charge		kg/m	0.02 (for piping length > 10m)					
Maximum piping length		m	20	30	30			
Maximum level difference		m	15	20	20			
Operation range	from ~ to	°CDB	-10~46					
COOLING ONLY - NON INVERTER				RN50E	RN60E	RR71BV3/W1	RR100BV3/W1	RR125BW1
Dimensions	HxWxD	mm	735x825x300		770x900x320		1,170x900x320	
Weight		kg	47	47	83/81	102/99	106	
Casing colour	Ivory white					Daikin white		
Sound pressure level	H	dB(A)	47	49	50	53	53	
Sound power level	H	dB(A)	61	63	63	66	67	
Compressor		type	Swing compressor			Hermetically sealed scroll compressor		
Refrigerant type	R-410A					R-410A		
Refrigerant charge		kg/m	0.02 (piping length > 10m)		2.70	3.70	3.70	
Maximum piping length		m	30		70 (equivalent length 90)			
Maximum level difference		m	20		30			
Operation range	from ~ to	°CDB	-10~46		-15~46			

<b>HEAT PUMP - INVERTER CONTROLLED</b>				<b>RXS35G</b>	<b>RXS50G</b>	<b>RXS60F</b>				
Dimensions	HxWxD	mm		550x765x285	735x825x300					
Weight		kg		34	48	48				
Casing colour	Ivory white									
Sound pressure level (night quiet mode)	cooling	H/L	dB(A)	48 / 44	48 / 44	49 / 46				
	heating	H/L	dB(A)	48 / 45	48 / 45	49 / 46				
Sound power level	cooling	H	dB(A)	63	61	63				
Compressor	Hermetically sealed swing									
Refrigerant type	R-410A									
Refrigerant charge	kg/m	0.02 (for piping length > 10m)								
Maximum piping length	m	20	30	30						
Maximum level difference	m	15	20	20						
Operation range	cooling	from ~ to	°CDB	-10~46						
	heating	from ~ to	°CWB	-15~20		-15~18				
<b>HEAT PUMP - INVERTER CONTROLLED</b>				<b>RZQS71CV1</b>	<b>RZQS100CV1</b>	<b>RZQS125CV1</b>				
Dimensions	HxWxD	mm		770x900x320		1,170x900x320				
Weight	kg			68		103				
Casing colour	Ivory white									
Sound pressure level (night quiet mode)	cooling	H	dB(A)	49 (47)	51 (49)	51 (49)				
	heating	H	dB(A)	51	55	53				
Sound power level	cooling	H	dB(A)	65	67	67				
Compressor	type			Hermetically sealed swing		Herm. sealed scroll				
Refrigerant type	R-410A									
Refrigerant charge	kg/m	2.75			3.7					
Maximum piping length	m	30 (equivalent length 40)	50 (equivalent length 70)	50 (equivalent length 95)						
Maximum level difference	m	15	30							
Operation range	cooling	from ~ to	°CDB	-5~46						
	heating	from ~ to	°CWB	-15~15.5						
<b>HEAT PUMP - NON INVERTER</b>				<b>RZQ71CV1</b>	<b>RZQ100CV1</b>	<b>RZQ100BW1</b>	<b>RZQ125CV1</b>	<b>RZQ125BW1</b>		
Dimensions	HxWxD	mm		770x900x320	1,170x900x320	1,345x900x320	1,170x900x320	1,345x900x320		
Weight	kg			67	103	106	103	106		
Casing colour	Ivory white									
Sound pressure level (night quiet mode)	cooling	H	dB(A)	47 (43)	49 (45)	49 (45)	50 (45)	50 (45)		
	heating	H	dB(A)	49	51	51	52	52		
Sound power level	cooling	H	dB(A)	63	65	65	66	66		
Compressor	type			Herm. sealed swing		Hermetically sealed scroll				
Refrigerant type	R-410A									
Refrigerant charge	kg/m	2.75	3.7	4.3	3.7	4.3				
Maximum piping length	m	50 (equivalent length 70)	75 (equivalent length 70)	75 (equivalent length 95)						
Maximum level difference	m	30								
Operation range	cooling	from ~ to	°CDB	-15~50			-5~46			
	heating	from ~ to	°CWB	-20~15.5						
<b>HEAT PUMP - NON INVERTER</b>				<b>RQ71BV3 / W1</b>	<b>RQ100BV3 / W1</b>	<b>RQ125BW1</b>				
Dimensions	HxWxD	mm		770x900x320	1,170x900x320					
Weight	kg			84/83	103/101	108				
Casing colour	Daikin white									
Sound pressure level	cooling	H	dB(A)	50	53	53				
Sound power level	cooling	H	dB(A)	63	66	67				
Compressor	Hermetically sealed scroll									
Refrigerant type	R-410A									
Refrigerant charge	kg/m	2.70	3.70	3.70						
Maximum piping length	m	70 (equivalent length 90)								
Maximum level difference	m	30								
Operation range	cooling	from ~ to	°CDB	-5~46						
	heating	from ~ to	°CWB	-10~15						

## ACCESSORIES: CONTROL SYSTEMS

INDOOR UNITS	FHQ35B	FHQ50B	FHQ60B	FHQ71B	FHQ100B	FHQ125B
Wired remote control				BRC1D52		
Infrared remote control	cooling only			BRC7E66		
	heat pump			BRC7E63		
Centralised remote control				DCS302C51		
Unified ON/OFF control				DCS301B51		
Schedule timer				DST301B51		
Adapter for wiring				KRP1B54		
Adapter for external ON/OFF and monitoring (1)				KRP4A52		
Adapter for wiring (hour meter) (2)		EKRP1B2			-	
Interface adapter for Sky Air				DTA112B51		
Installation box for adapter PCB				KRP1C93		
Remote ON/OFF, forced OFF				EKRORO		

(1) Installation box for adapter PCB (KRP1C93) is necessary

(2) Possibility to connect an hour meter (field supply). This part should not be installed inside the equipment

## ACCESSORIES: INDOOR UNITS

INDOOR UNITS	FHQ35B	FHQ50B	FHQ60B	FHQ71B	FHQ100B	FHQ125B
Replacement long-life filter	KAF501DA56		KAFJ501DA80		KAF501DA112	KAF501DA160
Drain-up kit	KDU50M60			KDU50M125		
L-type piping kit (upward direction)	KHFP5M35	KHFP5M63		KHFP5MA160		

## ACCESSORIES: OUTDOOR UNITS

OUTDOOR UNITS	RKS / RXS35G	RN50E-RKS/RXS50G	RN60E-RKS/RXS60F			
Air direction adjustment grille	KRW937AA4	KPW945AA4				
Central drain plug	KKP937A4	-	-			
OUTDOOR UNITS	RR / RQ71B	RR / RQ100B	RR / RQ125B	RZQ(S)71C	RZQ(S)100B / C	RZQ(S)125B / C
Central drain plug	KKPJ5F180			KKPJ5F180		
	for twin	KHRQ22M20TA		KHRQ22M20TA		
Refrigerant branch piping	for triple	-	KHRQ127H	-	KHRQ127H	
	for double twin	-	-	-	-	KHRQ22M20TA (x3)
Demand adapter kit	-	-	-	KRP58M51		

### Notes:

- V1 = 1~, 230V, 50Hz; VM = 1~, 220-240V/220-230V, 50Hz/60Hz, V3 = 1~, 230V, 50Hz
- Nominal cooling capacities are based on: indoor temperature 27°CDB/19°CWB \* outdoor temperature 35°CDB \* refrigerant piping length 7.5m \* level difference 0m.
- Nominal heating capacities are based on: indoor temperature 20°CDB \* outdoor temperature 7°CDB/6°CWB \* refrigerant piping length 7.5m \* level difference 0m.
- Capacities are net, including a deduction for cooling (an addition for heating) for indoor fan motor heat.
- Units should be selected on nominal capacity. Max. capacity is limited to peak periods.
- The sound pressure level is measured via a microphone at a certain distance from the unit (for measuring conditions: please refer to the technical data books).
- The sound power level is an absolute value indicating the "power" which a sound source generated.



Daikin's unique position as a manufacturer of air conditioning equipment, compressors and refrigerants has led to its close involvement in environmental issues.

For several years Daikin has had the intention to become a leader in the provision of products that have limited impact on the environment.

This challenge demands the eco design and development of a wide range of products and an energy management system, resulting in energy conservation and a reduction of waste.



Daikin Europe N.V. is approved by LRQA for its Quality Management System in accordance with the ISO9001 standard. ISO9001 pertains to quality assurance regarding design, development, manufacturing as well as to services related to the product.



ISO14001 assures an effective environmental management system in order to help protect human health and the environment from the potential impact of our activities, products and services and to assist in maintaining and improving the quality of the environment.



Daikin units comply with the European regulations that guarantee the safety of the product.



Daikin Europe N.V. participates in the Eurovent Certification Programme for Air Conditioners (AC), Liquid Chilling Packages (LCP) and Fan Coil Units (FC); the certified data of certified models are listed in the Eurovent Directory. Multi units are Eurovent certified for combinations up to 2 indoor units.

The present leaflet is drawn up by way of information only and does not constitute an offer binding upon Daikin Europe N.V.. Daikin Europe N.V. has compiled the content of this leaflet to the best of its knowledge. No express or implied warranty is given for the completeness, accuracy, reliability or fitness for particular purpose of its content and the products and services presented therein. Specifications are subject to change without prior notice. Daikin Europe N.V. explicitly rejects any liability for any direct or indirect damage, in the broadest sense, arising from or related to the use and/or interpretation of this leaflet. All content is copyrighted by Daikin Europe N.V.

Daikin products are distributed by:

### DAIKIN EUROPE N.V.

Naamloze Vennootschap  
Zandvoordestraat 300  
B-8400 Oostende, Belgium  
www.daikin.eu  
BTW: BE 0412 120 336  
RPR Oostende



### Mixed Sources

Product group from well-managed forests and other controlled sources  
www.fsc.org Cert no. SGS-COC-003924  
© 1996 Forest Stewardship Council



EPLEN08-113